














# Digital AC Clamp Meters



Models	UT210A	UT210B	UT210C	UT201+	UT202+	UT202A+	UT201R	UT202R	UT202F	UT213A	UT213B	UT216A	UT216B
Page	082	082	082	079	079	079	079	079	079	083	083	084	084
													
AC current (A)	200A	200A	200A	400A	400A	600A	400A	400A	600A	400A	400A	600A	600A
AC voltage (V)			600V	600V	600V	600V	600V	600V	600V	600V	600V	750V	750V
DC voltage (V)			600V	600V	600V	600V	600V	600V	600V	600V	600V	1000V	1000V
Resistance (Ω)			20MΩ	40MΩ	40MΩ	60MΩ	40MΩ	40MΩ	60MΩ	40MΩ	40MΩ	60MΩ	60MΩ
Capacitance (F)			20mF		4mF	60mF		4mF	60mF	100μF	40mF	60mF	60mF
Frequency (Hz)						10MHz			10MHz	1MHz	1MHz		1MHz
Temperature (°C)			-40°C ~1000°C		-40°C ~1000°C			-40°C ~1000°C			-40°C ~1000°C		
<b>Features</b>													
Jaw opening	16mm	16mm	17mm	28mm	28mm	28mm	28mm	28mm	28mm	30mm	30mm	30mm	30mm
Display count	2000	2000	2000	4000	4000	6000	4000	4000	6000	4000	4000	6000	6000
True RMS		●	●	●	●	●	●	●	●		●	●	●
Diode/continuity			●	●	●	●	●	●	●	●	●	●	●
Low battery indication	●	●	●	●	●	●	●	●	●	●	●	●	●
Data hold	●	●	●	●	●	●	●	●	●	●	●	●	●
Auto power off	●	●	●	●	●	●	●	●	●	●	●	●	●
LCD backlight	●	●	●	●	●	●	●	●	●	●	●	●	●
Duty cycle						●			●	●	●		
NCV		●	●	●	●	●	●	●	●	●	●	●	●
Auto range			●	●	●	●	●	●	●	●	●	●	●
Max/min		●	●	●	●	●	●	●	●	●	●	●	●
Relative mode		●			●	●		●	●	●	●	●	●
Flashlight										●	●	●	●
VFC													●
<b>Safety Features</b>													
Drop test	1m	1m	1m	1m	1m	1m	1m	1m	1m	1m	1m	1m	1m
Safety rating	CAT II 600V/CAT III 300V									CAT III 600V		CAT II 1000V /CAT III 600V	
Certificates	CE/UKCA/cETLus					CE/UKCA/cETLus				CE/UKCA/cETLus		CE/UKCA/cETLus	

# UT216 SERIES

## 600A True RMS Digital Clamp Meters



UT216D

UT216 series digital clamp meters are designed for measuring high frequency currents (up to 400Hz), server rooms, IT systems, etc. Its double injection design gives users a more comfortable grip and enhanced durability. UT216's 6000 count display also provides precise readings for users.



Specifications	Range	UT216A	UT216B	UT216C	UT216D
<b>Certificates</b>	CE, UKCA, cETLus				
AC current (A)	600A	±(2.5%+5)	±(2.5%+5)	±(2.5%+5)	±(2.5%+5)
AC current frequency response		50/60Hz	40~400Hz	40~400Hz	40~400Hz
DC current (A)	600A			±(2.5%+5)	±(2.5%+5)
AC voltage (V)	750V	±(1.2%+5)	±(1.2%+5)	±(1.2%+5)	±(1.2%+5)
AC voltage frequency response		40~400Hz	40~400Hz	40~400Hz	45~400Hz
DC voltage (V)	1000V	±(0.8%+3)	±(0.8%+3)	±(0.8%+3)	±(0.8%+3)
Resistance (Ω)	60MΩ	±(1%+2)	±(1%+2)	±(1%+2)	±(1%+2)
Capacitance (F)	60mF	±(4%+5)	±(4%+5)	±(4%+5)	±(4%+20)
Frequency (Hz)	10Hz~1MHz		±(0.1%+4)	±(0.1%+4)	±(0.1%+4)
Temperature (°C)	-40°C~1000°C			±(3%+5)	±(3%+5)
Temperature (°F)	-40°F~1832°F			±(2%+10)	±(2%+10)
Display count		6000	6000	6000	6000
Jaw opening		30mm	30mm	30mm	30mm
VFC			√	√	√
LCD backlight		√	√	√	√
Inrush current				√	√
OLED display					√
Analog bar graph				61	21
Category ratings	CAT II 1000V, CAT III 600V				

### Features

Auto range	True RMS
Diode: around 3.0V	Data hold
Relative mode	MAX/MIN
Flashlight	Auto power off
Continuity buzzer	Low battery indication: ≤3.6V
Input protection	NCV

### Characteristics

Standard accessories	Batteries, test leads, point contact temperature probe (UT216C/UT216D), English manual
Power	1.5V battery (R03) x 3
Display	38 x 24mm
Product size	220 x 75 x 40mm
Product net weight	UT216A: 280g; UT216B/C/D: 231.7g
Standard individual packing	Gift box, carrying bag
Standard quantity per carton	10pcs
Standard carton measurement	350 x 290 x 200mm
Standard carton gross weight	5kg