


Features

- Single-Turn / Carbon / Commercial Open Frame
- Cross slot rotor design suitable for automatic adjustment equipment
- Board retention feature
- Enclosed cover
- PC board stand-offs

 Model 3318 is currently available, although not recommended for new designs. Models **3306F** & **3306K** are preferred.

- Adjustable front/back, top/bottom
- RoHS compliant*
- For trimmer applications/processing guidelines, [click here](#)

3318 - 6 mm Square Trimpot® Trimming Potentiometer

Electrical Characteristics

Standard Resistance Range 100 to 1 megohm
 (see standard resistance table)
 Resistance Tolerance ±30 %
 (tighter tolerances available)
 Contact Resistance Variation...10 % max.
 Resolution Infinite
 Adjustment Angle 210 ° ±20 °

Environmental Characteristics

Power Rating
 100-500K ohms 50 V
 >500K ohms..... 25 V
 50 °C 0.1 watt
 Temperature Range ... -25 °C to +100 °C
 Temperature Coefficient... ±1000 ppm/°C
 Load Life.. 1,000 hours 0.1 watt @ 70 °C
 (20 % ΔTR)

Physical Characteristics

Torque (Operating) 20-250 g-cm
 Stop Strength
 Knob Side 750 g-cm
 Reverse Side 350 g-cm
 Terminals Solderable pins
 Marking..... Resistance code, date code
 Standard Packaging....500 pcs. per bag
 Adjustment Tool..... H-90
 Aqueous cleaning not recommended.

How To Order

3318 K - 1 - 103

Model _____
 Style _____
 Standard or Modified Product Code _____
 -1 = 30 % TR Tolerance (Standard)
 -2 = 20 % TR Tolerance
 Resistance Code _____
 Packaging Options _____
 Blank = 500 pcs./bag (Standard)
 A = Ammo Pack - 1000 pcs./box

Standard Resistance Table

Resistance (Ohms)	Resistance Code
100	101
200	201
500	501
1,000	102
2,000	202
5,000	502
10,000	103
20,000	203
50,000	503
100,000	104
200,000	204
500,000	504
1,000,000	105

Popular values listed in boldface. Others are typically not stocked by distributors and are not recommended for new designs.

*RoHS Directive 2002/95/EC Jan 27 2003 including Annex.

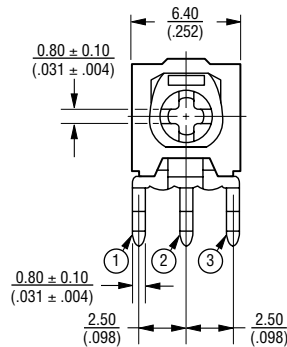
Specifications are subject to change without notice.

Customers should verify actual device performance in their specific applications.

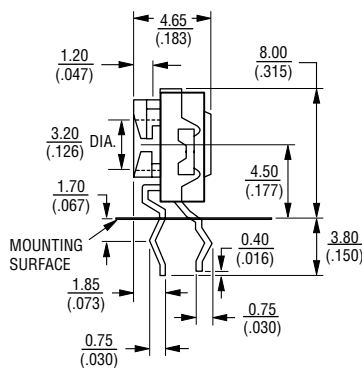
Product Dimensions

3318K

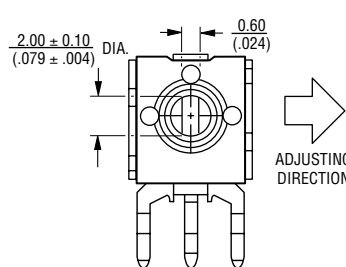
FRONT VIEW



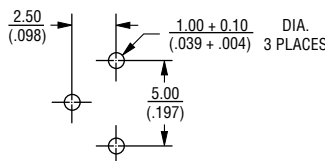
REAR VIEW



REAR VIEW

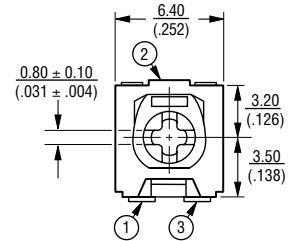


SUGGESTED PWB LAYOUT

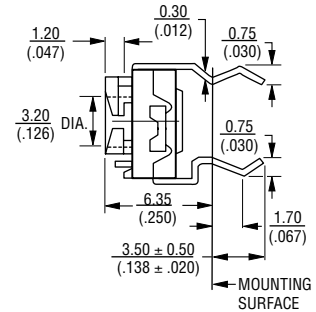


3318F

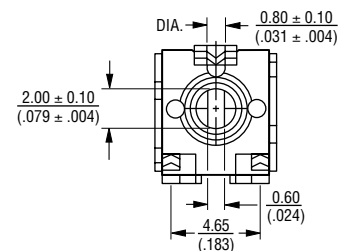
FRONT VIEW



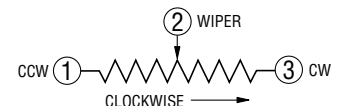
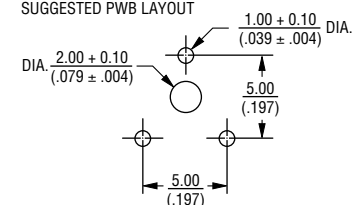
FRONT VIEW



REAR VIEW



SUGGESTED PWB LAYOUT



DIMENSIONS: $\frac{\text{MM}}{\text{(INCHES)}}$

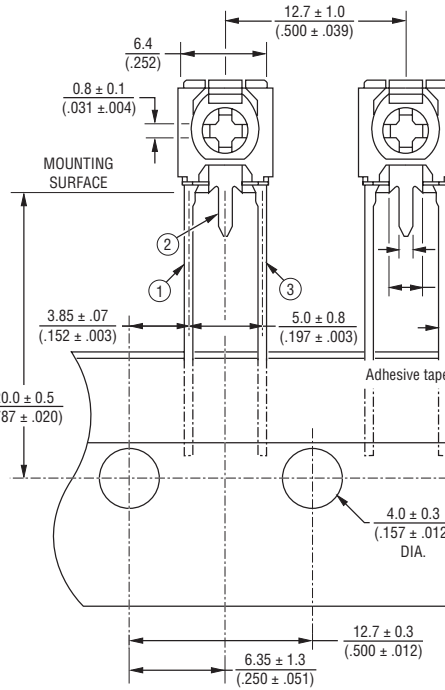
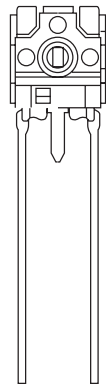
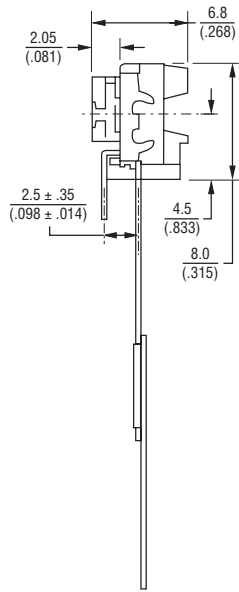
TOLERANCES: ± $\frac{0.25}{(.010)}$ EXCEPT WHERE NOTED

3318 - 6 mm Square Trimpot® Trimming Potentiometer

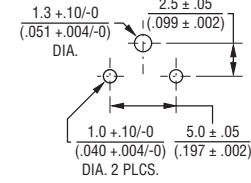
BOURNS®

Packaging Specifications

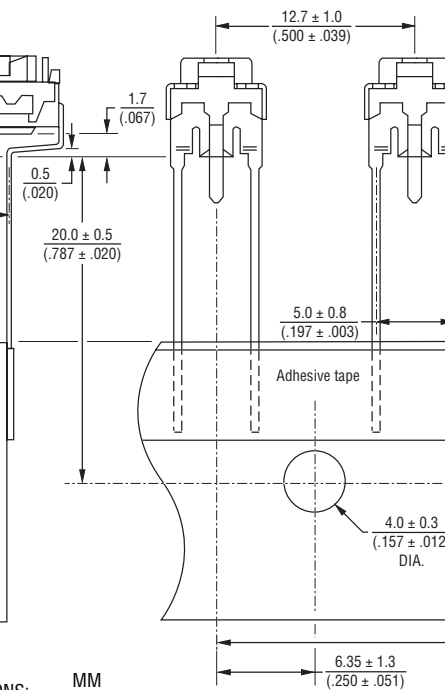
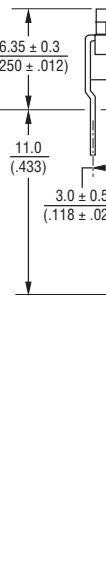
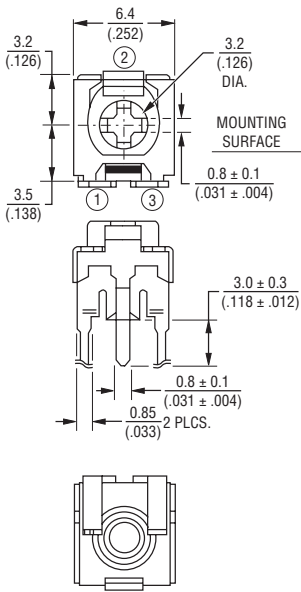
Ammo Pack Model 3318K



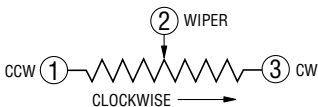
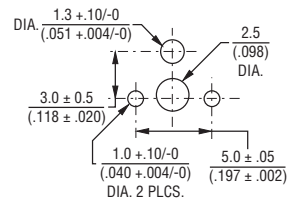
Recommended PCB Layout



Ammo Pack Model 3318F



Recommended PCB Layout



DIMENSIONS: $\frac{\text{MM}}{\text{(INCHES)}}$

REV. 08/10

"Trimpot" is a registered trademark of Bourns, Inc. Specifications are subject to change without notice.

Customers should verify actual device performance in their specific applications.