

Features

- 3/4 " Rectangular / Multiturn / Cermet / Industrial / Sealed
- Low PC board profile - only 1/4 " high
- Panel mount option available
- Transparent housing available, can be set visually without hook-up and instrumentation ("P" style only)
- RoHS compliant* version available
- For trimmer applications/processing guidelines, [click here](#)

3006 - Trimpot® Trimming Potentiometer

Electrical Characteristics

Standard Resistance Range	10 to 5 megohms (see standard resistance table)
Resistance Tolerance	±10 % std. (tighter tolerance available)
Absolute Minimum Resistance	1.0 % or 2 ohms max. (whichever is greater)
Contact Resistance Variation	1.0 % or 1 ohm max. (whichever is greater)
Adjustability	
Voltage	±0.01 %
Resistance	±0.05 %
Resolution	Infinite
Insulation Resistance	500 vdc. 1,000 megohms min.
Dielectric Strength	
Sea Level	1,000 vac
80,000 Feet	250 vac
Adjustment Angle	15 turns nom.

Environmental Characteristics

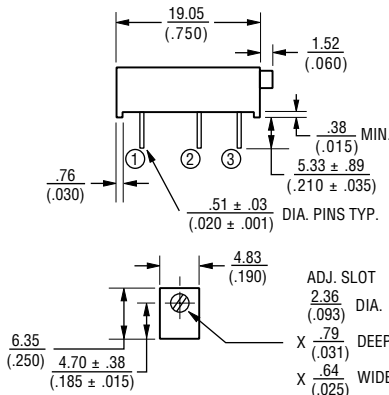
Power Rating (400 volts max.)	
70 °C	0.75 watt
125 °C	0 watt
Temperature Range	-55 °C to +125 °C
Temperature Coefficient	±100 ppm/°C
Seal Test	85 °C Fluorinert†
Humidity	MIL-STD-202 Method 103 96 hours (3 % ΔTR, 20 Megohms IR)
Vibration	20 G (2 % ΔTR; 2 % ΔVR)
Shock	50 G (2 % ΔTR; 2 % ΔVR)
Load Life	1,000 hours 0.75 watt 70 °C (4 % ΔTR)
Rotational Life	200 cycles (3 % ΔTR; 1 % or 1 ohm, whichever is greater, CRV)

Physical Characteristics

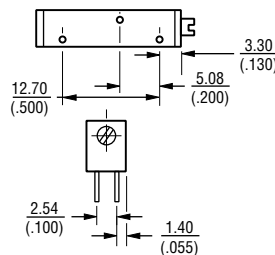
Torque	5.0 oz-in. max.
Mechanical Stops	Wiper idles
Terminals	Solderable pins
Weight	0.04 oz.
Marking	Manufacturer's trademark, resistance code, terminal numbers, date code, manufacturer's model number and style
Wiper	50 % (Actual TR) ±10 %
Flammability	U.L. 94V-0
Packaging	
Standard	25 pcs. per tube
3006W w/Panel Mount	75 pcs. per box
Adjustment Tool	H-90

Product Dimensions

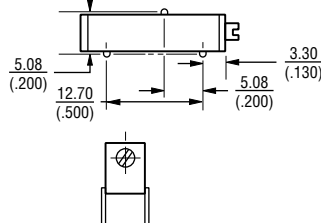
Common Dimensions



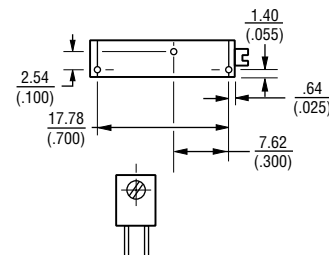
3006P



3006W



3006Y



How To Order

Model **3006 P - 1 - 103 Z LF**

Style _____

Standard or Modified Product Indicator
-1 = Standard Product
-7 = Transparent Housing

Resistance Code _____

Optional Suffix Letter
Z = Panel Mount
(Factory Installed)

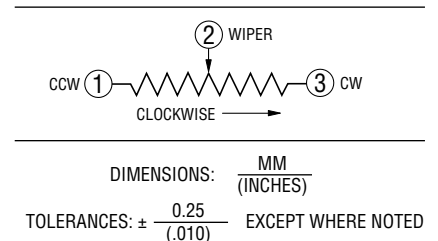
Terminations
LF = 100 % Tin-plated (RoHS compliant)
Blank = 90 % Tin / 10 % Lead-plated
(Standard)

Consult factory for other available options.

Standard Resistance Table

Resistance (Ohms)	Resistance Code
10	100
20	200
50	500
100	101
200	201
500	501
1,000	102
2,000	202
5,000	502
10,000	103
20,000	203
25,000	253
50,000	503
100,000	104
200,000	204
250,000	254
500,000	504
1,000,000	105
2,000,000	205

Popular distribution values listed in boldface. Special resistances available.



REV. 04/17
*RoHS Directive 2002/95/EC Jan. 27, 2003 including annex and RoHS Recast 2011/65/EU June 8, 2011.
"Trimpot" is a registered trademark of Bourns, Inc.
†"Fluorinert" is a registered trademark of 3M Co.
Specifications are subject to change without notice.
The device characteristics and parameters in this data sheet can and do vary in different applications and actual device performance may vary over time.
Users should verify actual device performance in their specific applications.