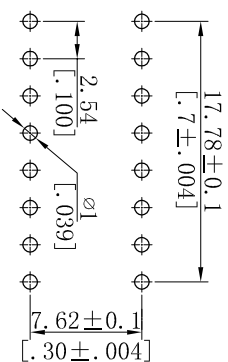
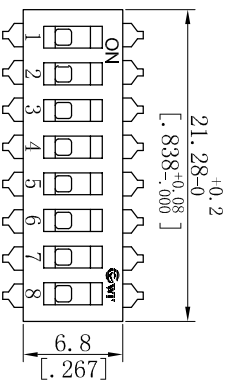
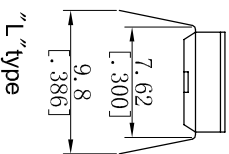
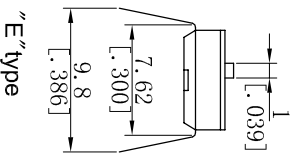
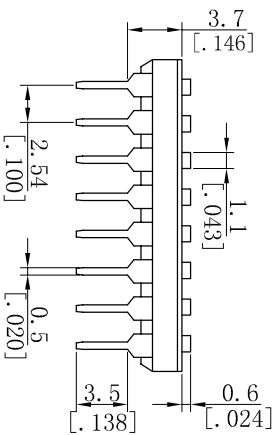


REV.	DESCRIPTION	DRAWN	CHECKED	APPROVED
A	NEW RELEASE	2009-10-24		



P.C.B LAYOUT

● ELECTRICAL

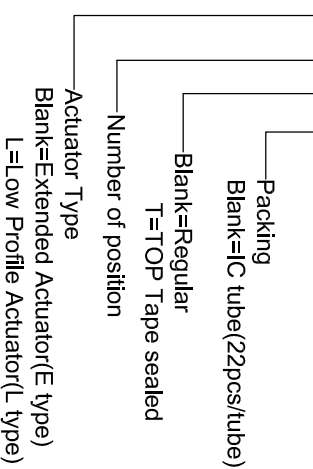
1. Electrical Life: 2000 operations cycles per switch
2. Non-Switching Rating: 100mA,50VDC
3. Switching rating: 25mA,24VDC
4. Contact resistance: 50m Ω max.at initial,100m Ω max.after life test
5. Insulation Resistance: 100M Ω, 500VDC/1 minute
6. Dielectric Strength: 500VAC/1 minute
7. Capacitance: 5pF max
8. Circuit: Single Pole single throw

● SOLDERING AND CLEANING PROCESSES

1. Keep all switch contacts in their "OFF" position for all operations
2. Wave soldering: Recommended Solder Temperature at 260 ℃ max. 5 seconds for IC type
3. Hand Soldering: Use asoldering iron of 30 watts,controlled at 320 ℃ approximately 2 seconds,while applying solder

● ODER INFORMATION

WT11-DI□-08□□□



NOTE:

● MECHANICAL

1. Operation Force: 800g Max
2. Stroke: 0.90mm
3. Operation Temp: -20 ℃ ~ +70 ℃
4. Storage Temp: -40 ℃ to 85 ℃

● MATERIALS

1. BASE: Engineering Plastics,Black
2. COVER: Engineering Plastics,Black
3. BUTTON: Engineering Plastics,White
4. TERMINAL: Alloy Copper,Gold plating

GENERAL TOLERANCE		ANGLE TOLERANCE		PROJECTION		IC type DIP Switch	
	±0.6	X.	±5°	UNITS	mm	SHEET SIZE	A4
X.	±0.38	.X	±3°	SHEET SIZE <td>A4 <td>SERIES <td>WT11DI08</td> </td></td>	A4 <td>SERIES <td>WT11DI08</td> </td>	SERIES <td>WT11DI08</td>	WT11DI08
.XX	±0.25	.XX	±2°	DRAWING TYPE <td>CUSTOMER <td colspan="2"></td> </td>	CUSTOMER <td colspan="2"></td>		
SCALE		2:1	SHEET	1 OF 1			
DRAWING NO.							

慈溪市网通电子有限公司
CiXi Wangtong Electronic Co.,Ltd